

# NH KNIFE-BLADE

FUSE LINKS & FUSE BASES

## NH 3P BS fuse switch disconnecter 690V

for NH fuse links



**PROTECTING  
THE WORLD**



RATED CURRENT  
400A

RATED VOLTAGE  
690V

MAXIMUM POWER DISSIPATION  
45W

PROTECTION INDEX  
IP20

STANDARDS

IEC/EN 60947-1  
IEC/EN 60947-3



## NH 3P fuse switch disconnectors

Manufactured with a high quality materials

- Silver plated copper contacts.
- Plastic materials with high temperature resistance and self-extinguishable.
- All the materials are according to the European Directive RoHS (Restriction of the use of certain hazardous substances in electrical material).



For mounting with screw fixing or on to busbar system.

Three-pole type.

Connection by screws.

Silver plated contacts with springs in order to obtain an optimum operation and provide low power loss.

Protected against accidental contact with removable covers (IP20 protection).

Voltage test performed through test holes in fuse link covers.

Arc chutes with deionized steel plates over the top contact.

Manufactured according to IEC / EN standards.

## Warning of use

Installing or replacing of fuse links is only allowed by instructed specialized staff.



To avoid electrical risk, install the switchgear without voltage.

## Range

In (A)	CONNECTION	REFERENCE	PACKING Uni /BOX
400	SCREW	<b>335155</b>	1



## Technical data

Rated current	400A		
Rated voltage	690V		
Rated insulation voltage $U_i$	1000V		
Rated insulation voltage	8kV $U_{imp}$		
Maximum power dissipation	45W		
Protection index	IP20		
Rated short-circuit withstand current	80kA @690V		
	100kA @400V		
<b>UTILIZATION CATEGORY</b>			
	AC-23B	DC-22B	DC-21B
Rated switching current	400A	400A	400A
Rated switching voltage	690V	220V	440V
Ambient temperature of service	-20°C ... 70°C		
Storage temperature	-40°C ... 80°C		
Correction of the admissible current in function of the temperature	20° C	1	
	30° C	0,95	
	40° C	0,90	
	50° C	0,80	
	60° C	0,70	
	70° C	0,60	

IEC/EN 60947-1  
IEC/EN 60947-3

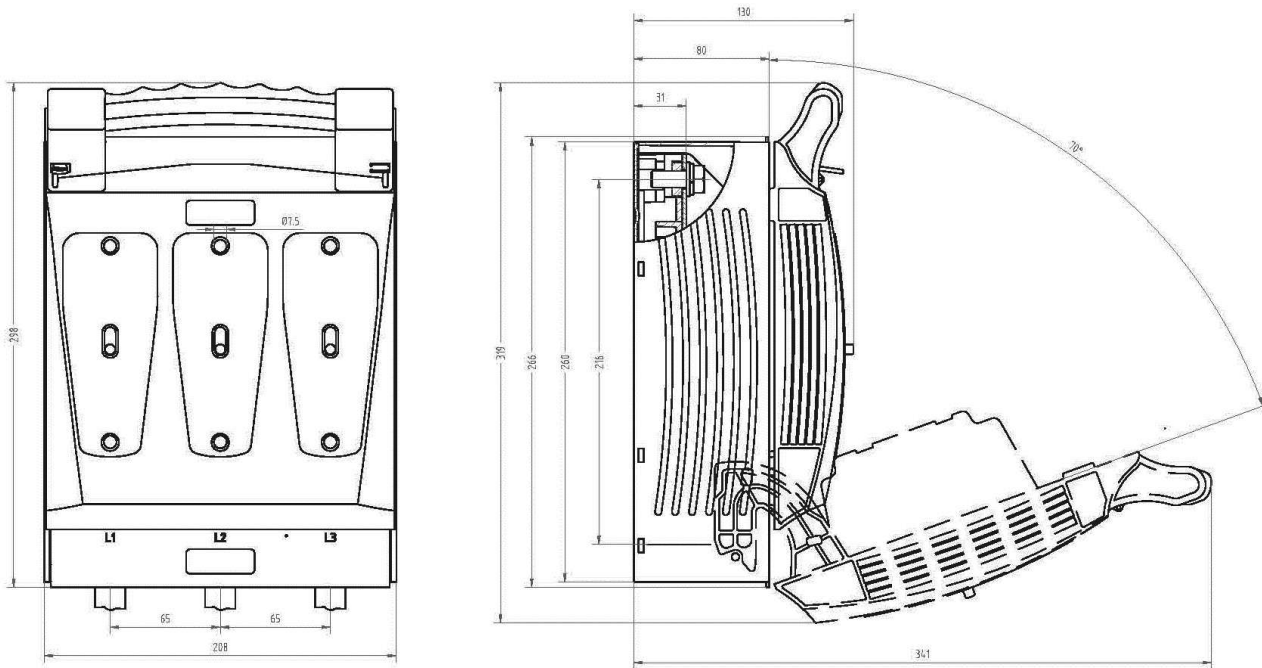
## Standards

## Application characteristics

Mounting	Screws
Connecting wire	M10
Tightening torque on terminals	20 Nm

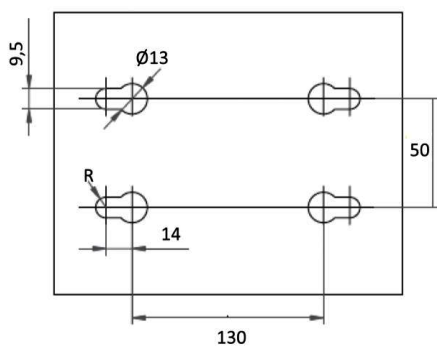



## Dimensions



Weight 3kg

## Dimensions for mounting plate installation





# PROTECTING THE WORLD

## HEAD OFFICE AND FACTORY

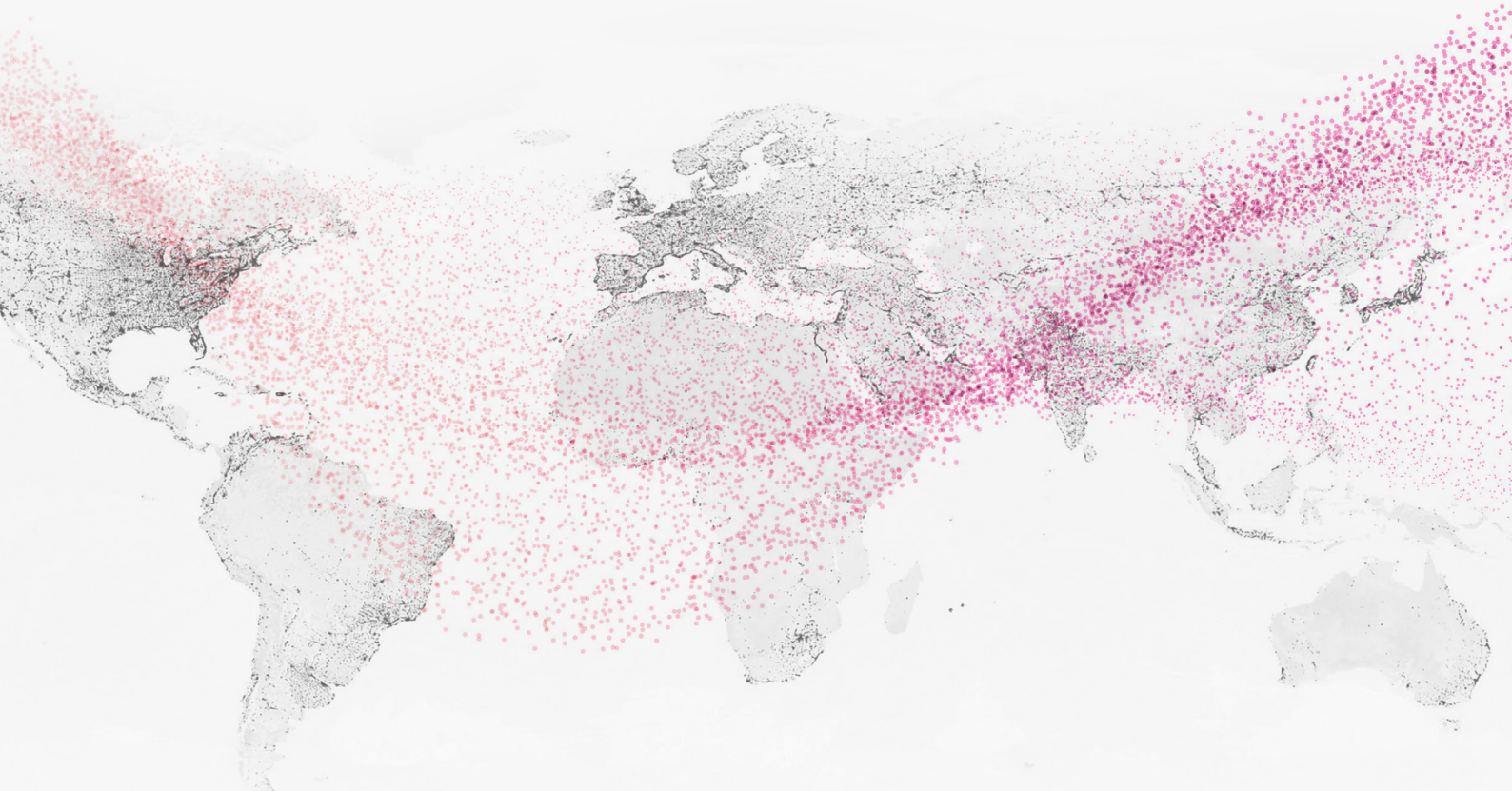
SILICI, 67-69  
08940 CORNELLA DE LLOBREGAT  
BARCELONA · SPAIN  
Tel. +34 93 377 85 85  
Fax +34 93 377 82 82

## INTERNATIONAL SALES

Tel. +34 93 475 08 64  
Fax +34 93 480 07 75  
export@dfelectric.es

## NATIONAL SALES

Tel. 93 475 08 64  
Fax 93 480 07 76  
comercial@dfelectric.es



[dfelectric.es](http://dfelectric.es)



According to the waste of electrical and electronic equipment directive, electrical material should not be part of the usual waste. This symbol alerts users that these products should be recycled according to local environmental waste disposal regulations.



The "electro technical expert" logo marked on the products included in this data sheet indicates that the installation of these products must be carried out by expert personnel with specialized knowledge.



To prevent electrical hazards, carry out the installation without voltage.



**Safety notice**  
Please capture the following QR code and read our safety notice carefully before installing our products.



The data reflected in this technical record are subject to the correct installation of the product in accordance with manufacturer's instructions, relevant installation standards and professional practices, maintained and used in applications for which they were made.

The products described in this document have been designed, developed and tested in accordance with specific standard. They are considered components that are integrated as part of installation, machine or equipment. The correct general operation of the referred product is responsibility of the manufacturer of the installation, machine or equipment.

DF ELECTRIC cannot guarantee the characteristics of an installation, machine or equipment that has been designed by a third party. Once a product has been selected, the user must verify that it is appropriate for its application, through the verifications and/or tests that it deems appropriate.

DF ELECTRIC retains the right to change the dimensions, specifications, materials or design of its products at any time with or without notice.

©2022 DF Electric. All rights reserved