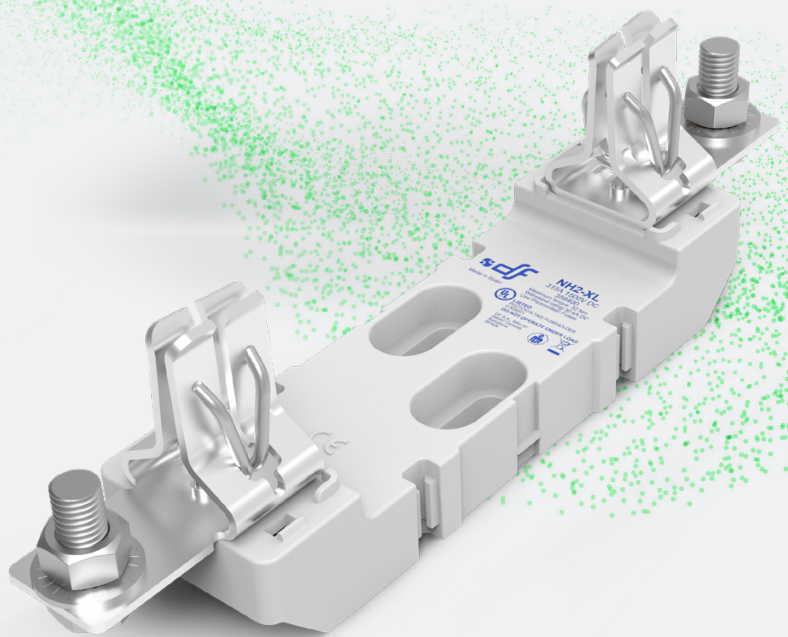


HORUS[®]
PHOTOVOLTAIC
PROTECTION



PHOTOVOLTAIC


FUSE LINKS & FUSE HOLDERS FOR PHOTOVOLTAIC APPLICATIONS

NH XL 1500V DC

PV fuse base
for NH-XL fuse links

ST

NH2
XL



NH1
XL

NH2
XL

NH3
L

**PROTECTING
THE WORLD**




RATED CURRENT
315A

RATED VOLTAGE
1500V DC

MAXIMUM POWER DISSIPATION
75W

PROTECTION INDEX
IP00
IP20

STANDARDS
IEC/EN 60269-1
IEC/EN 60269-2
UL 4248-1
UL 4248-18



Bases for NH fuse links Photovoltaic applications 1500V DC

Manufactured with a high quality materials

- Silver plated copper contacts.
- Plastic materials with high temperature resistance and self-extinguishable.
- All the materials are according to the European Directive RoHS (Restriction of the use of certain hazardous substances in electrical material).



For screw fixing.

Single-phase type.

Connection by screws.

Wide range of accessories: contact covers, partition walls, microswitches.

Multi-pole units can be made with connection accessories.

UL certification (File E359201)




Accessories

REFERENCE	DESCRIPTION	PACKING Uni /BOX
326405	PARTITION WALL FIXED TO SEPARATORS	2
325400	SEPARATOR MULTIPOLE UNITS SEPARATOR	2
325003	TERMINAL COVER	6
357010	MICROSWITCH	1/12
340005	FUSE PULLER	1

TERMINALS

	CROSS SECTION (mm ²)	CABLE	
343630	240/50	1	3
344630	240/95-50	2	3

Range

REFERENCE	POLES	FIXING	CONNECTION	PACKING Uni /BOX
358400 	1P	SCREW	SCREW	1



Technical data

Rated current	315A	
Rated voltage	1500V DC	
Maximum power dissipation	75W	
Rated impulse withstand voltage	12kV U imp	
Withstand rating	UL	30kA
	IEC	100kA
Protection index	IP00 / IP20 ON TERMINALS	
Ambient temperature of service	-20°C ... 70°C	
Storage temperature	-40°C ... 80°C	
Correction of the admissible current in function of the temperature	20° C	1
	30° C	0,95
	40° C	0,90
	50° C	0,80
	60° C	0,70
	70° C	0,60
	80° C	0,50



DO NOT OPERATE UNDER LOAD

Materials

Contacts	Silver plated copper
Body	Thermoplastic, high resistance to temperature Flammability: (UL94) V0 Glow wire test: (IEC-60695) 960°C
Partition walls	Phenolic resin laminated
Separators	Thermoplastic, high resistance to temperature Flammability: (UL94) V0
Terminal covers	Thermoplastic, high resistance to temperature Flammability: (UL94) V0 Glow wire test: (IEC-60695) 960°C

Standards

IEC/EN 60269-1
IEC/EN 60269-2
IEC/EN 60269-6
UL4248-1 Fuse holders
UL4248-19 Photovoltaic fuse holders

Certifications

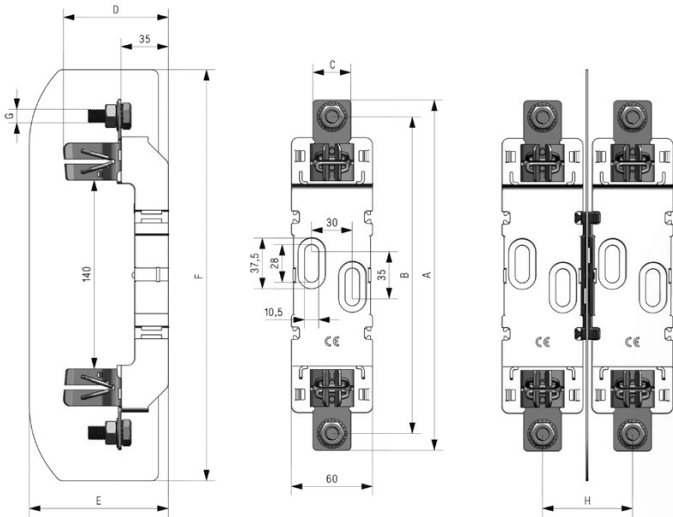


Application characteristics

Mounting	Screw fixing
Connecting wire	M12
Maximum tightening torque on terminals	32 Nm
Maximum tightening torque fuse holder fixation with screws	12 Nm For a correct functionality, use washers
Multipolar assembly	► FIG. 1
Partition walls	If several fuseholders are installed near each other in row, it will be necessary to use partition walls or to separate them 14mm as minimum



Dimensions



A	B	C	D	E	F	G	H
285	260	32	88	113,8	305	M12	66

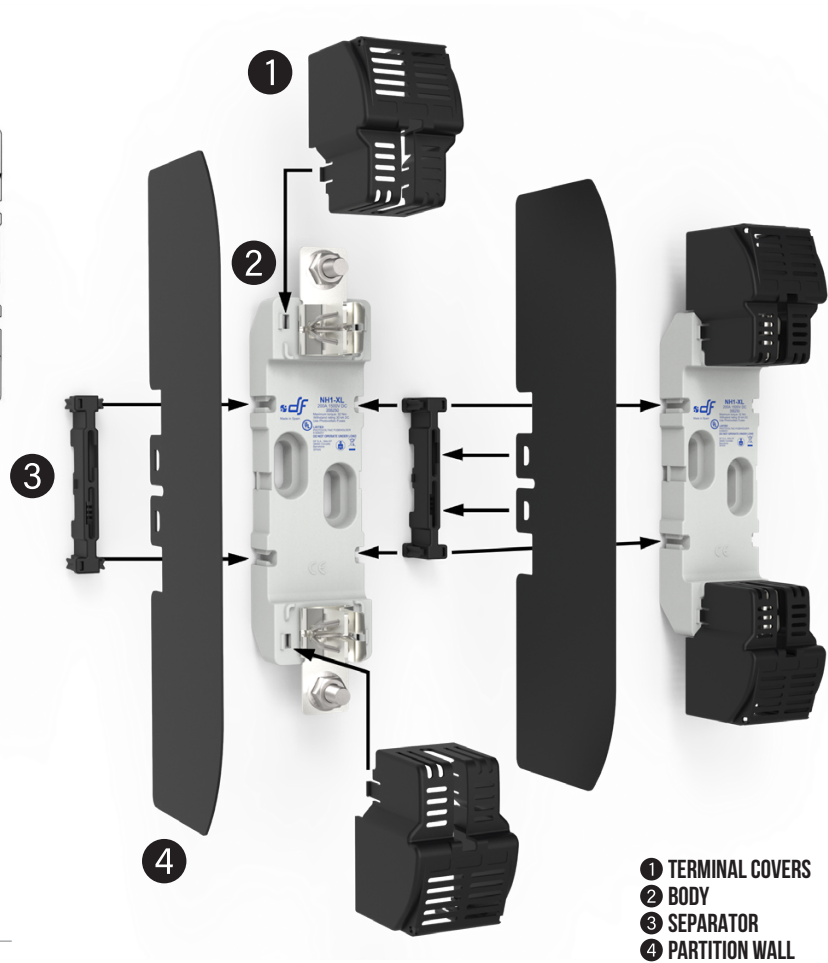
Weight

1P

532gr

Weight without packing


Accessories assembly



- ① TERMINAL COVERS
- ② BODY
- ③ SEPARATOR
- ④ PARTITION WALL

The fuse holder allows using simultaneously a microswitch for NH fuse links and IP20 protection accessories





PROTECTING THE WORLD

HEAD OFFICE AND FACTORY

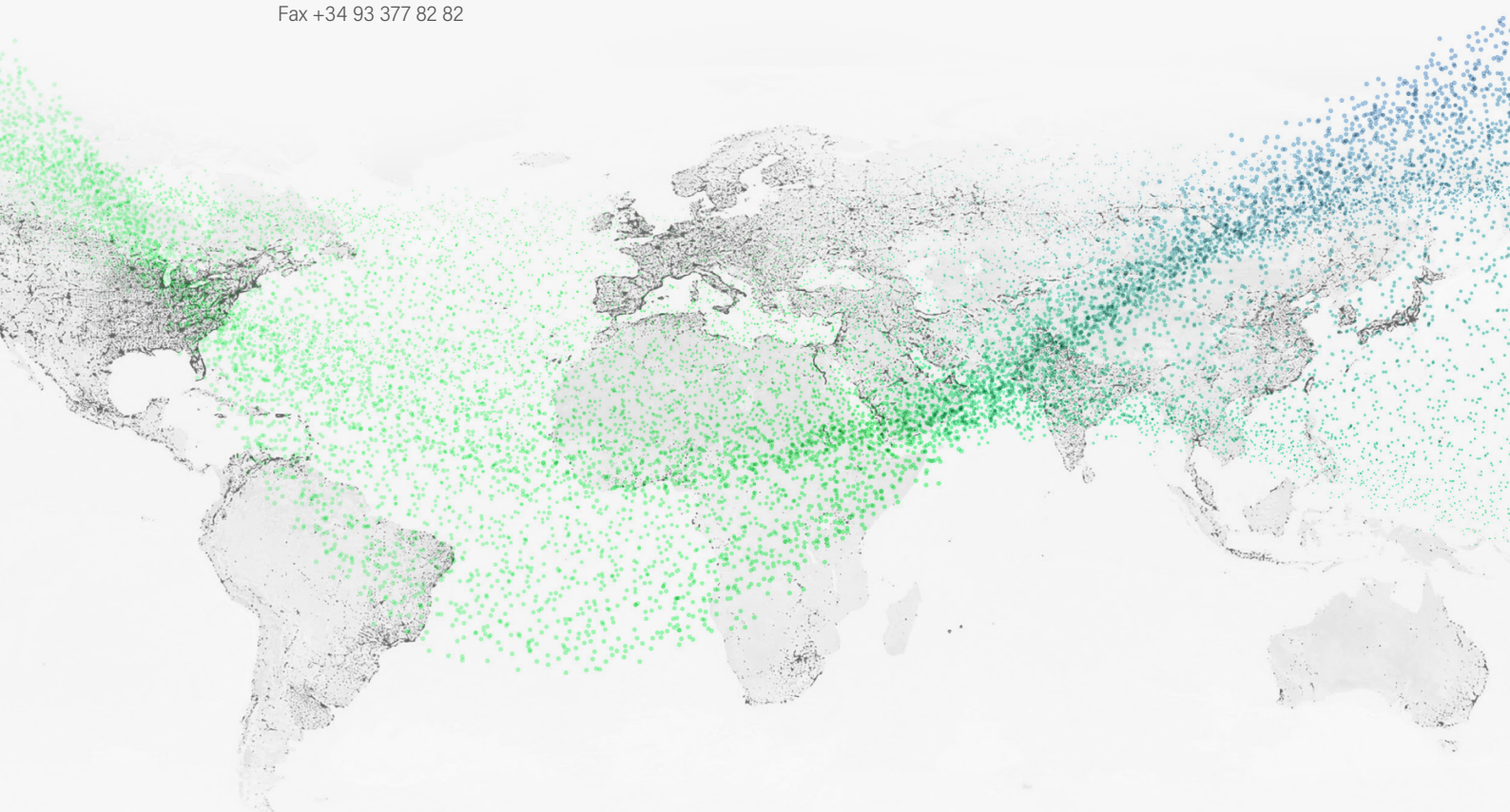
SILICI, 67-69
08940 CORNELLA DE LLOBREGAT
BARCELONA · SPAIN
Tel. +34 93 377 85 85
Fax +34 93 377 82 82

INTERNATIONAL SALES

Tel. +34 93 475 08 64
Fax +34 93 480 07 75
export@dfelectric.es

NATIONAL SALES

Tel. 93 475 08 64
Fax 93 480 07 76
comercial@dfelectric.es



dfelectric.es



According to the waste of electrical and electronic equipment directive, electrical material should not be part of the usual waste. This symbol alerts users that these products should be recycled according to local environmental waste disposal regulations.



The "electro technical expert" logo marked on the products included in this data sheet indicates that the installation of these products must be carried out by expert personnel with specialized knowledge.



To prevent electrical hazards, carry out the installation without voltage.



Safety notice
Please capture the following QR code and read our safety notice carefully before installing our products.



The data reflected in this technical record are subject to the correct installation of the product in accordance with manufacturer's instructions, relevant installation standards and professional practices, maintained and used in applications for which they were made.

The products described in this document have been designed, developed and tested in accordance with specific standard. They are considered components that are integrated as part of installation, machine or equipment. The correct general operation of the referred product is responsibility of the manufacturer of the installation, machine or equipment.

DF ELECTRIC cannot guarantee the characteristics of an installation, machine or equipment that has been designed by a third party. Once a product has been selected, the user must verify that it is appropriate for its application, through the verifications and/or tests that it deems appropriate.

DF ELECTRIC retains the right to change the dimensions, specifications, materials or design of its products at any time with or without notice.

©2021 DF Electric. All rights reserved