

BESS

BATTERY STORAGE 

CYLINDRICAL & NH BATTERY PROTECTION FUSE LINKS

CYL gBat 600V DC battery storage protection fuse links

NEW

Cylindrical gBat fuse links are specially designed to protect battery systems according to the Standard IEC60269-7. They are capable of clearing all types of overcurrents, overloads and short-circuits, thus the fuse links protect the batteries as well as cables and all switchgear of installation.

These fuse links are designed and manufactured with the same techniques that semiconductor fuse links, which makes them very fast of operation in case of short-circuit and gives a good performance under continuous charge/discharge cycles. They are optimized to have reduced power dissipations that allow the utilization in a wide range of fuse bases, disconnectors and fuse-switch-disconnectors.

Cylindrical BATTERY fuse links range comprise sizes 14x51 and 22x58 with rated currents between 2A and 80A, with rated voltage of 600V DC. They are available in standard version as well as striker versions to be used in fuse bases with microswitch.

14x51

U **600V DC**
L/R ≤ 3 ms
BREAKING CAPACITY **50kA**

I _n (A)	REFERENCE		PACKING Uni /BOX
	WITHOUT INDICATOR	WITH STRIKER	
2	405015	-	10/50
4	405016	-	10/50
6	405017	-	10/50
8	405018	405118	10/50
10	405019	405119	10/50
12	405020	405120	10/50
16	405021	405121	10/50
20	405022	405122	10/50
25	405023	405123	10/50
32	405024	405124	10/50
40	405025	405125	10/50



22x58

U **600V DC**
L/R ≤ 3 ms
BREAKING CAPACITY **50kA**

40	405041	405141	10/50
50	405042	405142	10/50
63	405043	405143	10/50
80	405044	405144	10/50

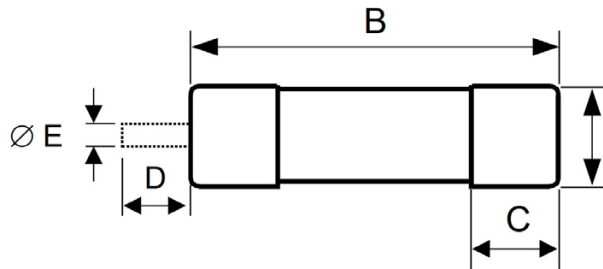


CYL gBat 600V DC battery storage protection fuse links

NEW

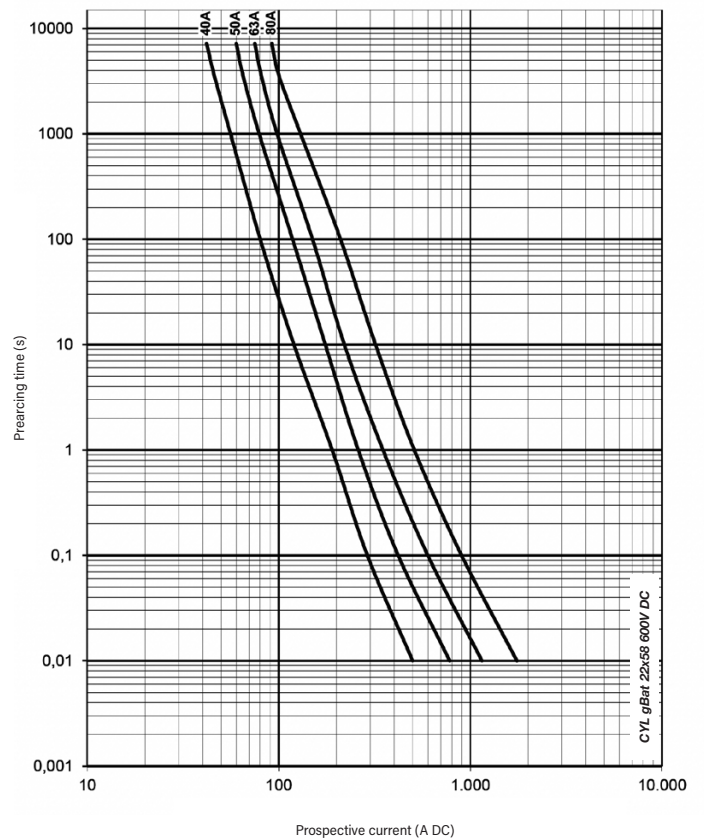
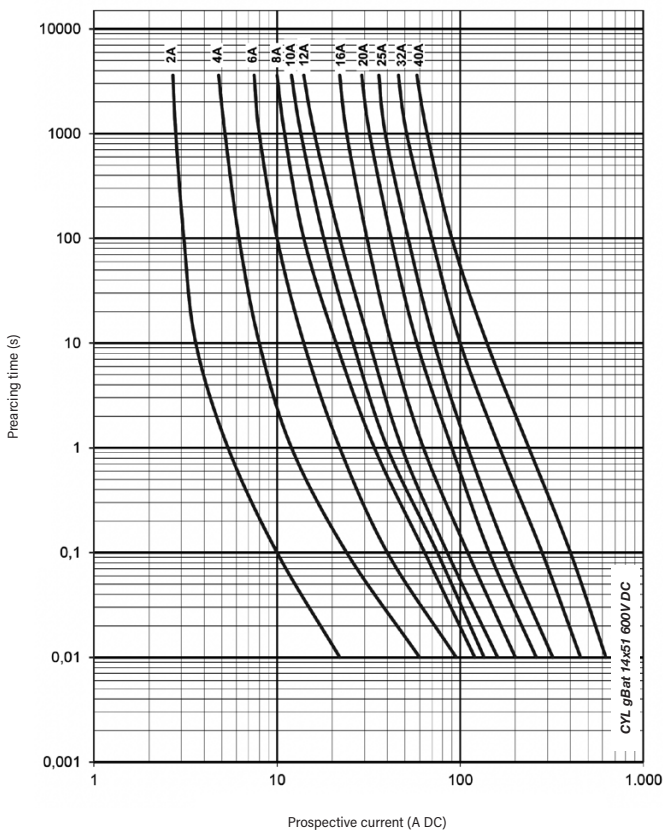


DIMENSIONS



	A	B	C	D	E
14x51	14,3	51	11,5	8	15
22x58	22,2	58	15,5	8	3,7

t-I CHARACTERISTICS



NH gBat 440V/550V DC battery storage protection fuse links

NH gBat fuse links are specially designed to protect battery systems according to the Standard IEC60269-7. NH gBat fuse-links are capable of clearing all types of overcurrents, overloads and short-circuits, thus the fuse links protect the batteries as well as cables and all switchgear of installation.

These fuse links are designed and manufactured with the same techniques that semiconductor fuse links, which makes them very fast of operation and gives a good performance under continuous charge / discharge cycles. They are optimized to have reduced power dissipations that allow the utilization of a wide range of fuse bases, disconnectors and fuse-switch-disconnectors.

NH BATTERY fuse links range comprise five sizes NH000, NH00, NH1, NH2 and NH3 with rated currents between 20A and 630A, with working voltages up to 440V DC or 550V DC.



U **440V DC**
L/R ≤ 10 ms

BREAKING CAPACITY **30kA**



U **440V DC**
L/R ≤ 10 ms

BREAKING CAPACITY **30kA**



U **550V DC**
L/R ≤ 10 ms

BREAKING CAPACITY **30kA**



U **550V DC**
L/R ≤ 10 ms

BREAKING CAPACITY **30kA**




U **550V DC**
L/R ≤ 10 ms

BREAKING CAPACITY **30kA**

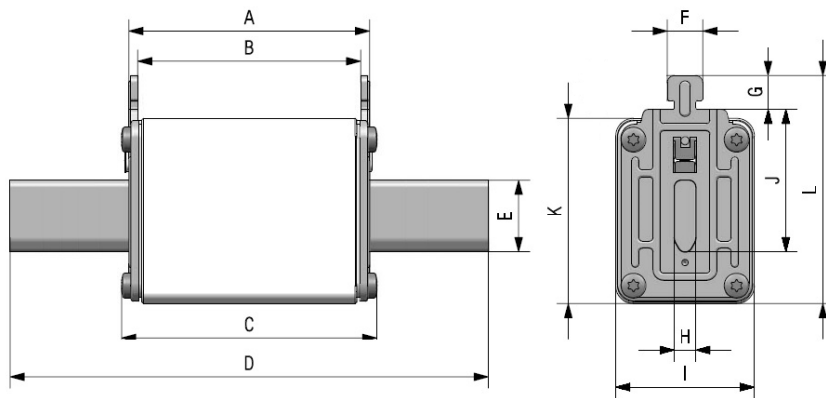
In (A)	REFERENCE	PACKING Uni /BOX
20	370025	3/90
25	370030	3/90
32	370035	3/90
40	370045	3/90
50	370050	3/90
63	370055	3/90
80	370060	3/90
100	370065	3/90
125	370070	3/60
160	370075	3/60
200	370260	1/30
250	370270	1/30
280	370273	1/30
315	370370	1/20
355	370375	1/20
400	370380	1/20
450	370387	1/20
500	370465	1/15
630	370470	1/15



NH gBat 440V/550V DC battery storage protection fuse links

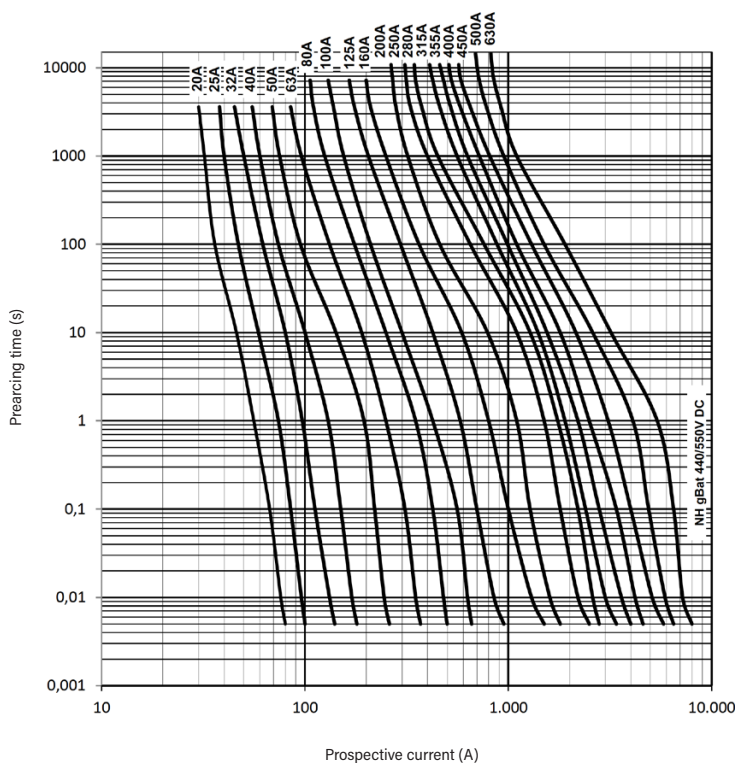


DIMENSIONS



	A	B	C	D	E	F	G	H	I	J	K	L
NH000	49	45	52	78,5	15	10	9,5	6	21	35	40	53
NH00	49	44	52	78,5	15	10	9,5	6	29	35	47	59
NH1	68	62	71,5	135	20	10	9,5	6	39	40	52	64
NH2	68	62	71,5	150	25	10	9,5	6	53	48	60	72
NH3	68	62	73	150	32	10	9,5	6	70	60	75	87

t-I CHARACTERISTICS



NH gBat 1000V DC battery storage protection fuse links

NH gBat fuse links are specially designed to protect battery systems according to the Standard IEC60269-7. NH gBat battery storage fuse links are capable of clearing all types of overcurrents, overloads and short-circuits, thus the fuse links protect the batteries as well as cables and all switchgear of installation.

These fuse-links are designed and manufactured with the same techniques that semiconductor fuse links, which makes them very fast of operation and gives a good performance under continuous charge / discharge cycles. They are optimized to have reduced power dissipations.

NH gBat 1000V DC fuse links range comprise sizes NH1 and NH3 with rated currents between 40A and 400A, and a rated voltage of 1.000V DC. The rated breaking capacity is 100 kA.



U **1000V DC**
L/R ≤ 3 ms
BREAKING CAPACITY **100kA**




U **1000V DC**
L/R ≤ 3 ms
BREAKING CAPACITY **100kA**

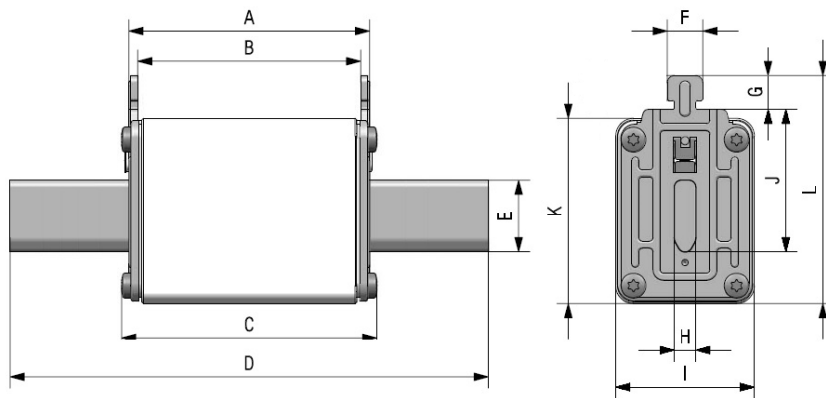
In (A)	REFERENCE	PACKING Uni /BOX
40	367225	1/30
50	367230	1/30
63	367235	1/30
80	367240	1/30
100	367245	1/30
125	367250	1/30
160	367255	1/30
200	367425	1/15
250	367435	1/15
315	367445	1/15
355	367450	1/15
400	367455	1/15



NH gBat 1000V DC battery storage protection fuse links

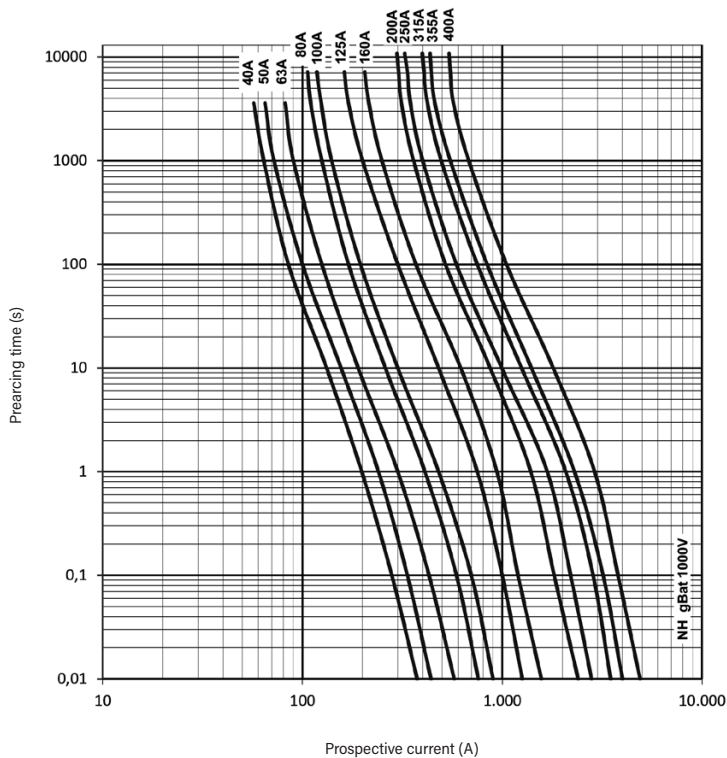


DIMENSIONS



	A	B	C	D	E	F	G	H	I	J	K	L
NH1	68	62	71,5	135	20	10	9,5	6	39	40	52	64
NH3	68	62	73	150	32	10	9,5	6	70	60	75	87

t-I CHARACTERISTICS



NH gBat 1500V DC battery storage protection fuse links

NH gBat fuse links are specially designed to protect battery systems according to the Standard IEC60269-7. NH gBat battery storage fuse links are capable of clearing all types of overcurrents, small overloads and short-circuits, thus the fuse links protect the batteries as well as cables and all switchgear of installation.

These fuse links are designed and manufactured with the same techniques that semiconductor fuse links, which makes them very fast of operation and gives a good performance under continuous charge / discharge cycles. They are optimized to have reduced power dissipations.

NH gBat 1500V DC fuse links range comprise sizes NH1XL, NH2XL and NH3L with rated currents between 63A and 500A, with rated voltage of 1.500V DC. The rated breaking capacity is 100 kA and 50kA (NH3 L bolted blade)..



U **1500V DC**
L/R ≤ 3 ms
BREAKING CAPACITY **100kA**



U **1500V DC**
L/R ≤ 3 ms
BREAKING CAPACITY **100kA**



U **1500V DC**
L/R ≤ 3 ms
BREAKING CAPACITY **100kA**



BOLTED BLADE WITH STRIKER

U **1500V DC**
L/R ≤ 3 ms
BREAKING CAPACITY **50kA**

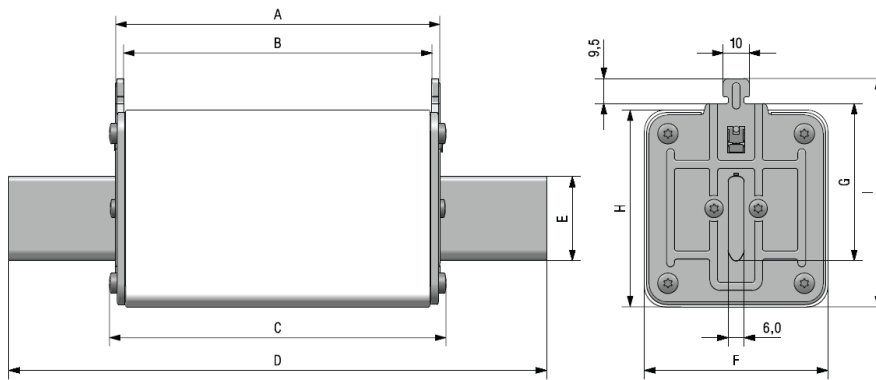
In (A)	REFERENCE	PACKING Uni /BOX
63	368235	1/18
80	368240	1/18
100	368245	1/18
125	368250	1/18
160	368255	1/18
200	368350	1/10
250	368360	1/10
315	368445	1/10
355	368450	1/10
400	368455	1/10
160	368420P	1/10
200	368425P	1/10
250	368435P	1/10
315	368445P	1/10
355	368450P	1/10
400	368455P	1/10
450	368463P	1/10
500	368465P	1/10



NH gBat 1500V DC battery storage protection fuse links

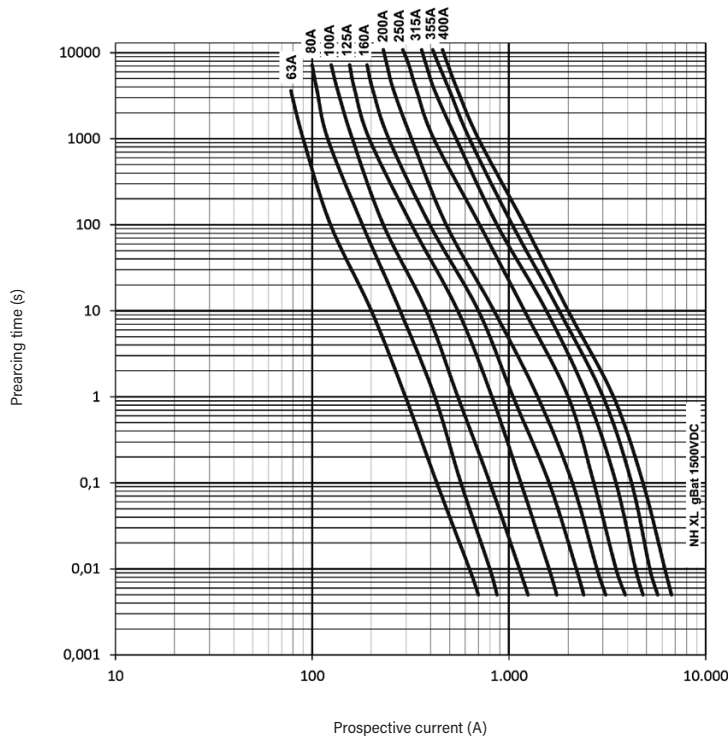


DIMENSIONS



	A	B	C	D	E	F	G	H	I
NH1 XL	126	120	129	191	20	39	40	52,5	64,5
NH2 XL	122,6	117,6	126,7	205	25	53	48	60,5	72
NH3 L	123,6	117,6	128,3	205	32	70	60	75	87

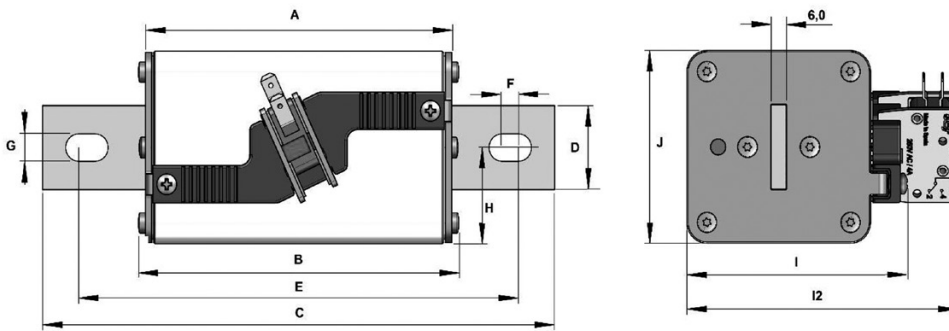
t-I CHARACTERISTICS



NH gBat 1500V DC battery storage protection fuse links

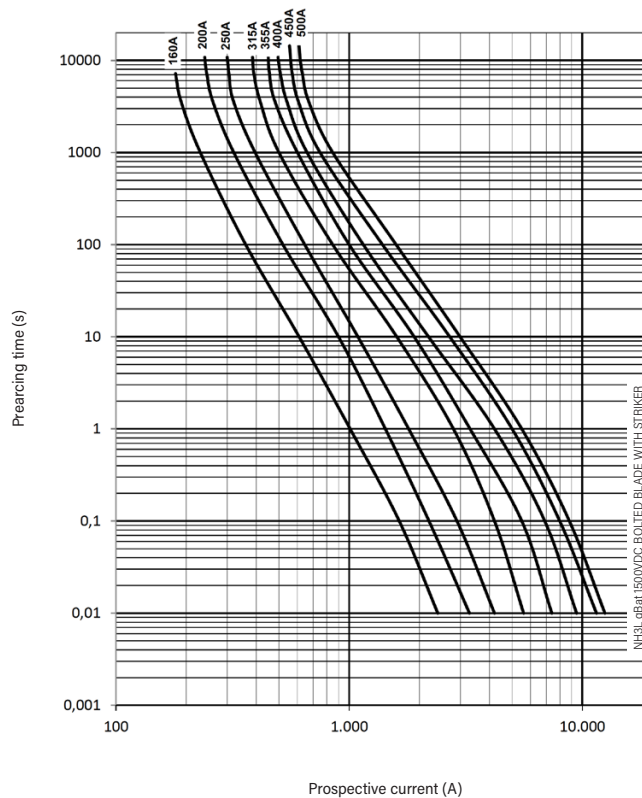


DIMENSIONS



A	B	C	D	E	F	G	H	I	I2	J
122	127,7	205	32	176	6,5	10,5	36,5	88	108	73,5

t-I CHARACTERISTICS



NH aBat 1500V DC battery storage protection fuse links

NEW

NH3 L aBat fuse links are specially designed to protect battery energy storage systems (BESS). Provide excellent protection against short-circuits for the batteries as well as other devices of the installation such as contactors, switches, etc.

Thanks to the design of their melting elements, the materials employed and their construction with solidified sand, these fuse links provide excellent characteristics:

- Ultra-fast acting.
- Very good current limiting.
- Very low I^2t values.
- High breaking capacity.
- Excellent cycling capability.

These fuse links have a striker that can be used as a visual indication or can be equipped with a microswitch mounted on the fuse-link.

U **1500V DC**
L/R ≤ 3 ms

BREAKING CAPACITY **200kA**

U **1500V DC**
L/R ≤ 3 ms

BREAKING CAPACITY **200kA**

I_n (A)	REFERENCE	PACKING Uni /BOX
450	366463P	1/4
500	366465P	1/4
550	366467P	1/4
630	366470P	1/4
700	366472P	1/4
800	366475P	1/4
900	366480P	1/4
1000	366485P	1/4
1100	366487P	1/4
1250	366490P	1/4

450	366463R	1/5
500	366465R	1/5
550	366467R	1/5
630	366470R	1/5
700	366472R	1/5
800	366475R	1/5
900	366480R	1/5
1000	366485R	1/5
1100	366487R	1/5
1250	366490R	1/5

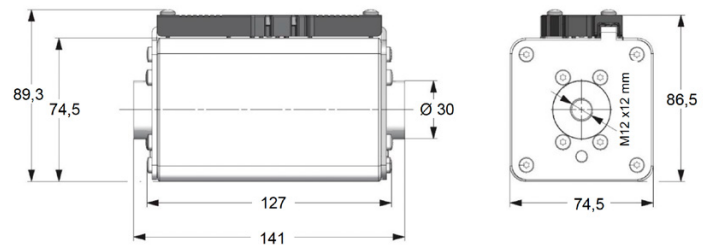
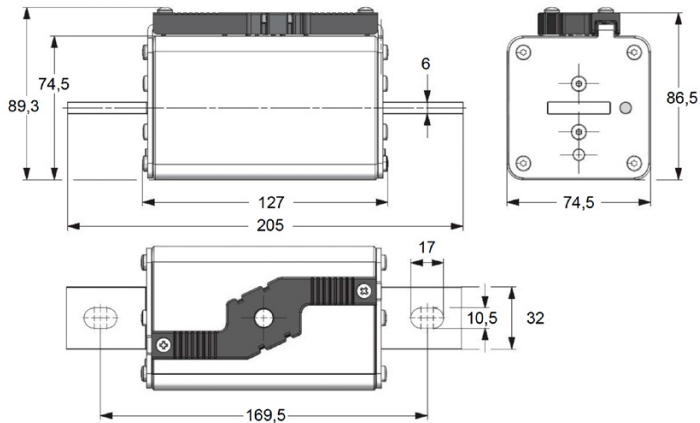


NH aBat 1500V DC battery storage protection fuse links

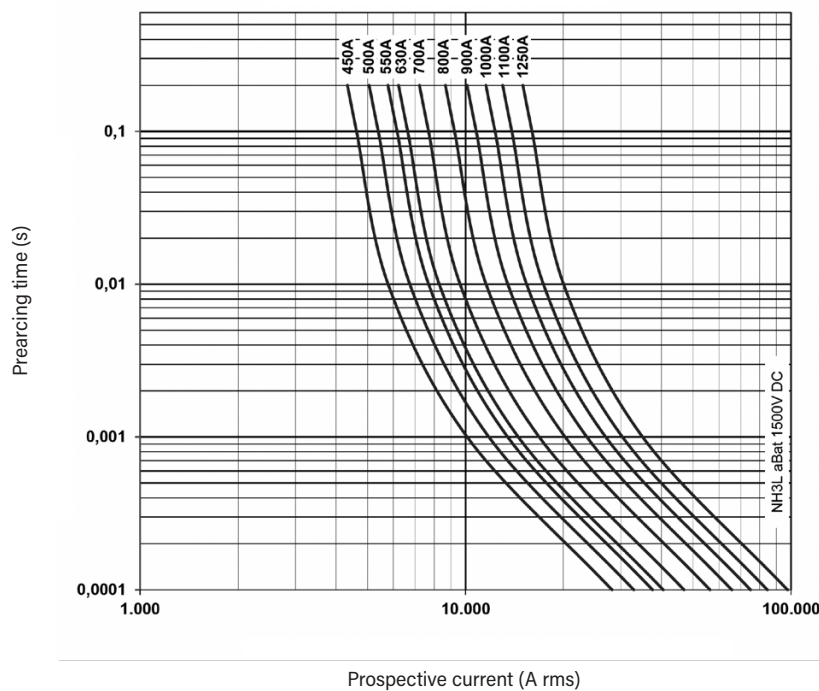
NEW




DIMENSIONS



t-I CHARACTERISTICS





PROTECTING THE WORLD

HEAD OFFICE AND FACTORY

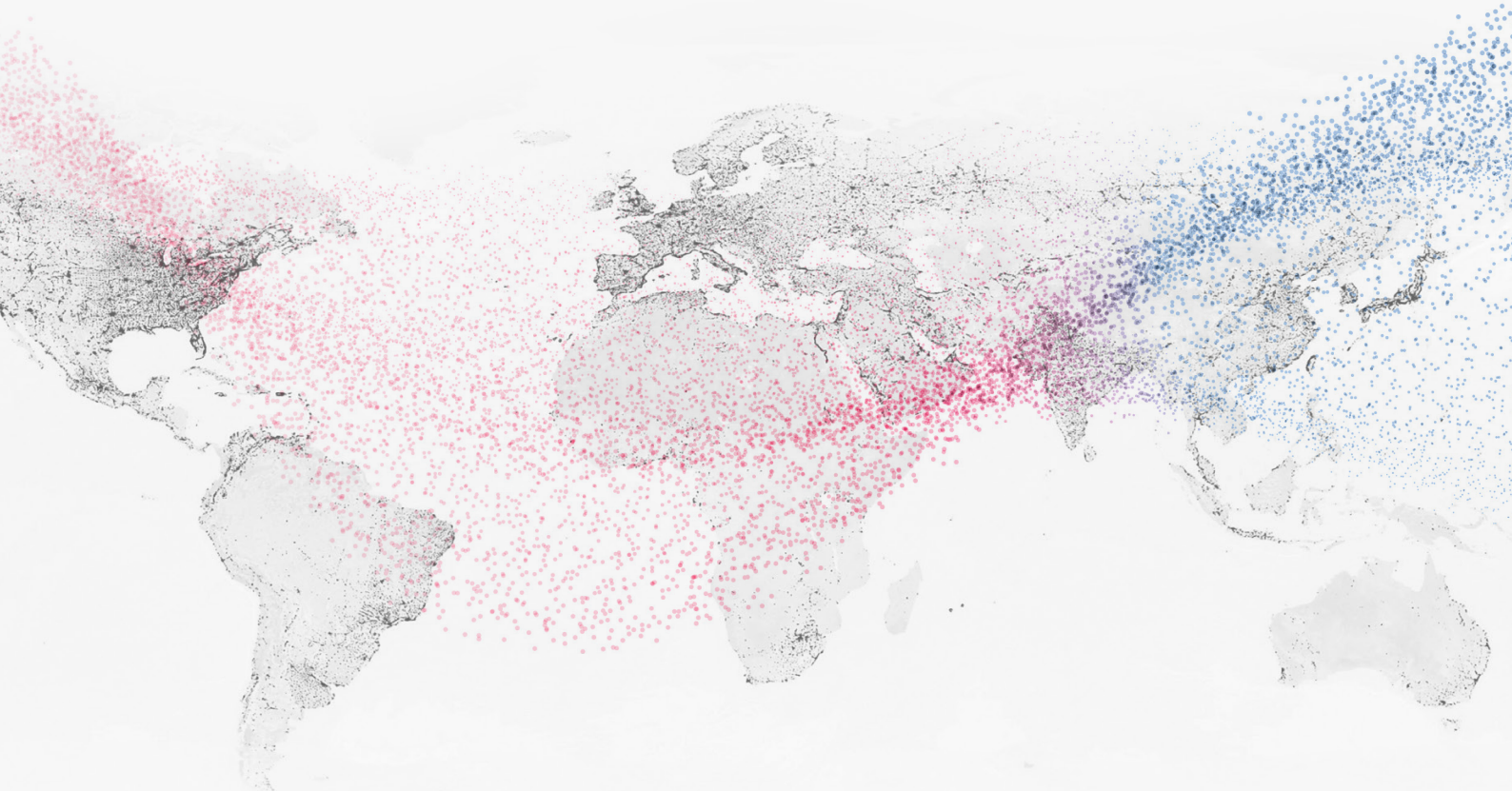
SILICI, 67-69
08940 CORNELLA DE LLOBREGAT
BARCELONA · SPAIN
Tel. +34 93 377 85 85
Fax +34 93 377 82 82

INTERNATIONAL SALES

Tel. +34 93 475 08 64
Fax +34 93 480 07 75
export@dfelectric.es

NATIONAL SALES

Tel. 93 475 08 64
Fax 93 480 07 76
comercial@dfelectric.es



dfelectric.es



According to the waste of electrical and electronic equipment directive, electrical material should not be part of the usual waste. This symbol alerts users that these products should be recycled according to local environmental waste disposal regulations.



The "electro technical expert" logo marked on the products included in this data sheet indicates that the installation of these products must be carried out by expert personnel with specialized knowledge.



To prevent electrical hazards, carry out the installation without voltage.



Safety notice
Please capture the following QR code and read our safety notice carefully before installing our products.



The data reflected in this technical record are subject to the correct installation of the product in accordance with manufacturer's instructions, relevant installation standards and professional practices, maintained and used in applications for which they were made.

The products described in this document have been designed, developed and tested in accordance with specific standard. They are considered components that are integrated as part of installation, machine or equipment. The correct general operation of the referred product is responsibility of the manufacturer of the installation, machine or equipment.

DF ELECTRIC cannot guarantee the characteristics of an installation, machine or equipment that has been designed by a third party. Once a product has been selected, the user must verify that it is appropriate for its application, through the verifications and/or tests that it deems appropriate.

DF ELECTRIC retains the right to change the dimensions, specifications, materials or design of its products at any time with or without notice.

©2026 DF Electric. All rights reserved